

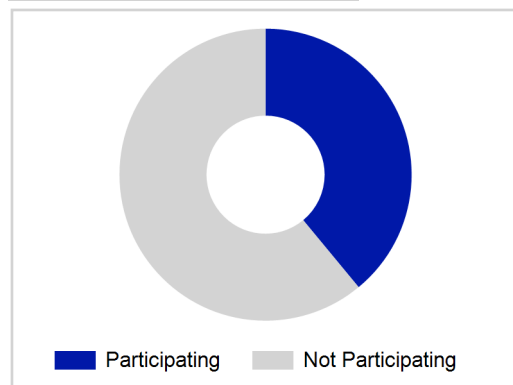
Term Report: Aberdeen City Council

Academic Year : 2018/2019, Term(s) : Full Year

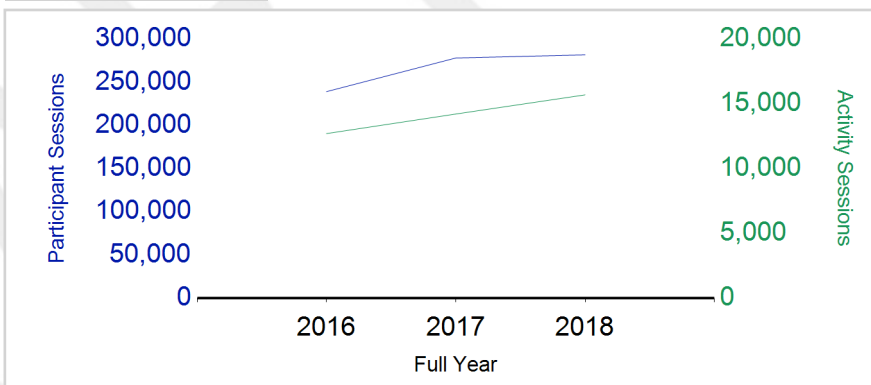
Putting Sport First

sportscotland
 the national agency for sport

% School Roll Participating



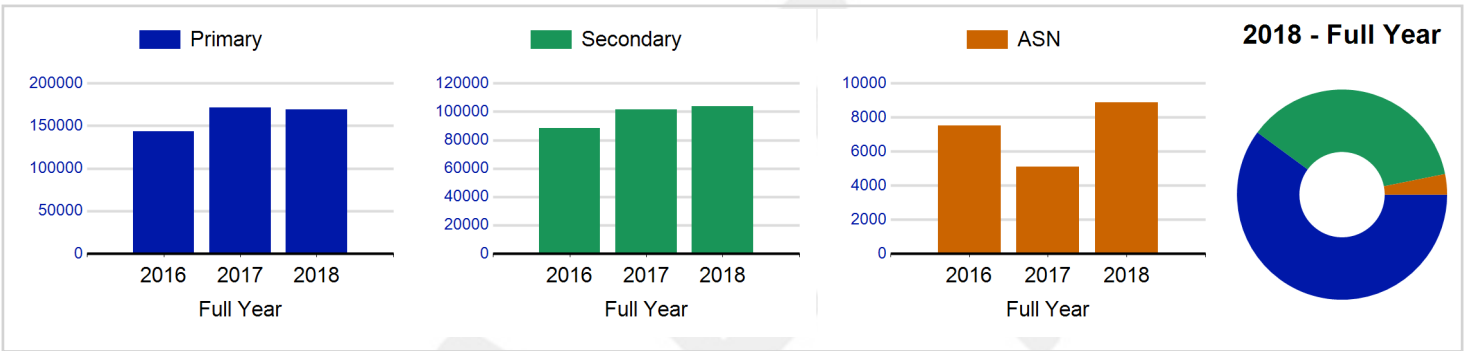
Participant Sessions¹



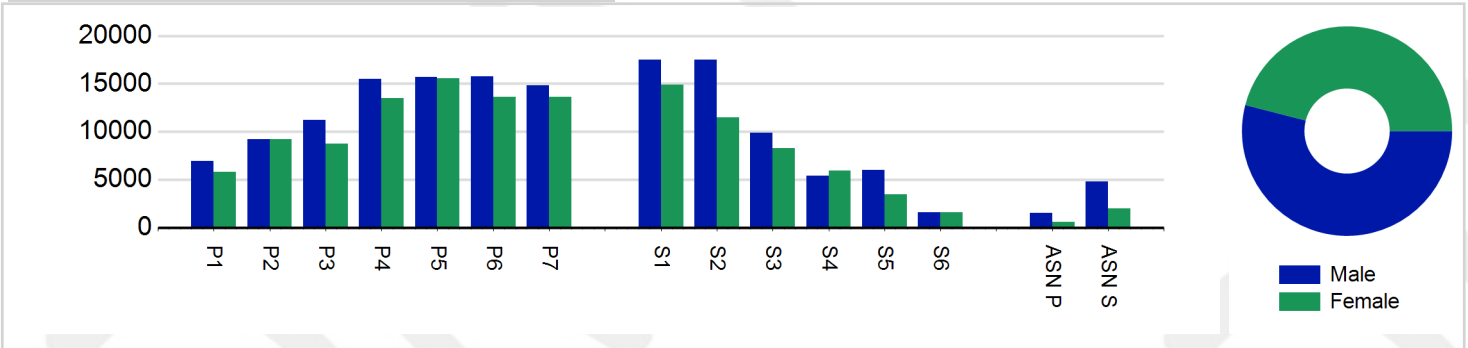
	2016 Full Year	2017 Full Year	2018 Full Year
Activity Sessions	12,703	14,214	15,693
% Purely voluntary	63%	67%	61%
Activity Session Blocks ³	1,334	1,481	1,588
Avg Activity Sessions / Block ⁴	9.5	9.6	9.9
Different Activities	42	45	43
Participant Sessions¹	239,124	278,089	281,742
% Female	45%	44%	46%
Distinct Participants²	7,875	8,760	9,044
Total School Roll	22,508	22,599	23,208
% Participating	35%	39%	39%
Distinct Deliverers⁵	663	875	980
% Volunteers	92%	91%	91%
Qualified Volunteers	281	372	434
Secondary Pupils	173	191	259
Total Deliverer Sessions ⁶	28,856	32,687	35,637
Avg Deliverers Sessions / Deliverer	43.5	37.4	36.4
School Club Links	905	1,064	753
Schools with at least 1 link	65	63	62
Clubs with at least 1 link	98	105	60

1. Participant Sessions are the 'visits' pupils have made to activities. These figures do not represent the distinct pupils, and should only be taken as indicative of participation
 2. Distinct participants are pupils who have attended at least one session of Active Schools supported activity across the selected year/term (whether this was in a single or multiple school activity).
 3. Activities are recorded in ASMO as 'Activity Session Blocks' which describe a group who meet to take part in an activity.
 4. The Average Activity Sessions/Block figure shows the average length of a block (i.e. how many weeks did the average block run for?)
 5. Distinct Deliverers are deliverers who have delivered at least one session of Active Schools supported activity across the selected year/term.
 6. Deliverer Sessions are the 'visits' deliverers have made to activities. These figures do not represent the distinct deliverers, and should only be taken as indicative of delivery. Distinct deliverer information is only available at the local authority level.
 7. School Roll details are taken from the Pupil Census as at September of the Academic Year. Summaries available at <http://www.gov.scot/topics/statistics/browse/school-education/datasets>
 8. Distinct Participant data collection 2011 onwards

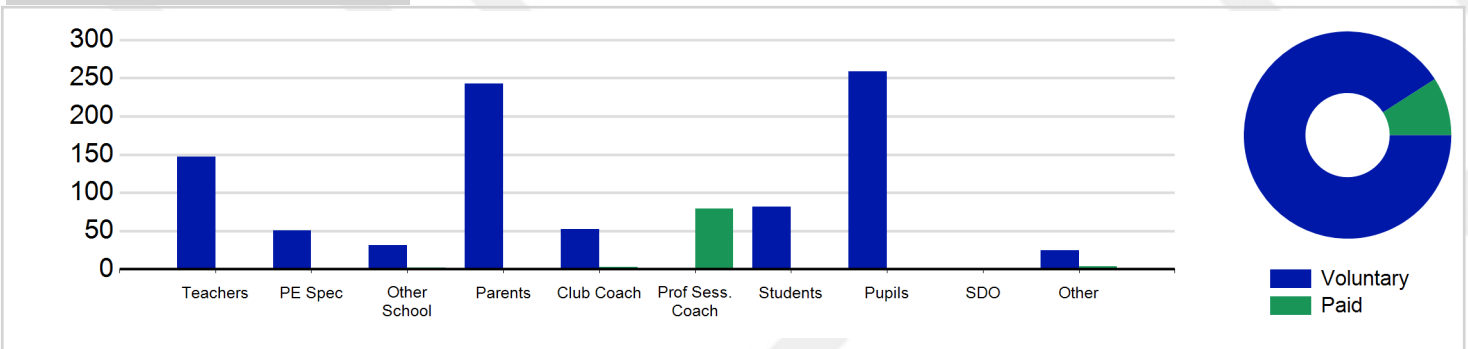
Participant Sessions¹ by School Type



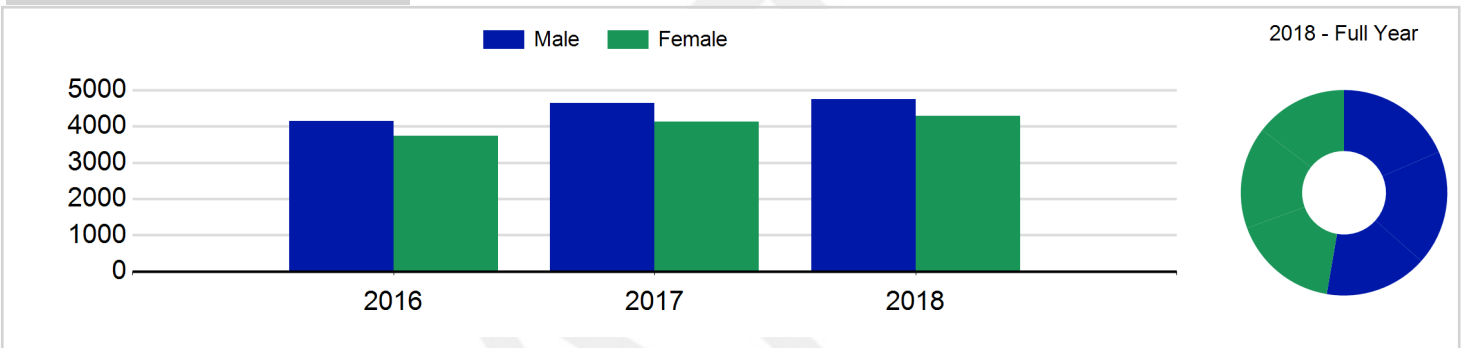
Participant Sessions¹ by Year Group and Gender



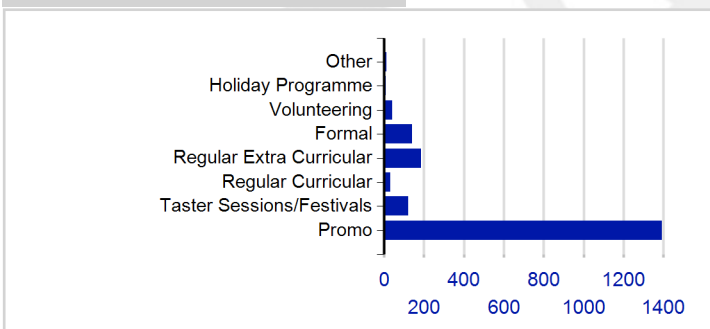
Distinct Deliverers



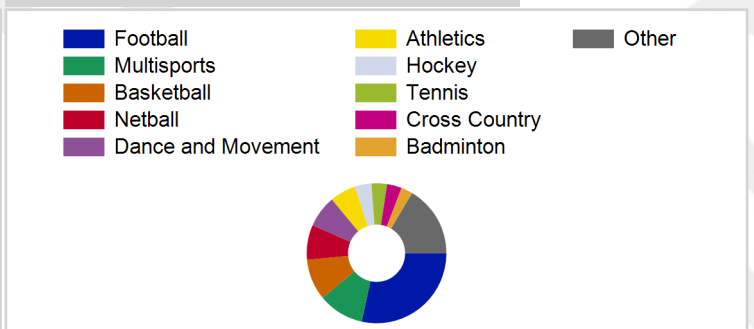
Distinct Participants² by Gender



School/Club Links



Top 10 Activities by Participant Sessions¹



Term Report: Aberdeen City Council

Academic Year : 2018/2019, Term(s) : Full Year

Putting Sport First

sportscotland
 the national agency for sport
Participant Sessions¹ by Yeargroup and Gender

	Male	Female
P1	6,949	5,786
P2	9,186	9,206
P3	11,187	8,768
P4	15,519	13,502
P5	15,719	15,563
P6	15,791	13,652
P7	14,824	13,640
S1	17,511	14,921
S2	17,483	11,511
S3	9,904	8,303
S4	5,417	5,903
S5	5,965	3,475
S6	1,565	1,611
ASN P	1,493	613
ASN S	4,799	1,976
Total	153,312	128,430

Distinct Deliverers⁵ by Type

	Paid	Voluntary
Teachers	0	147
PE Spec	0	51
Other School	2	31
Parents	0	243
Club Coach	3	52
Prof Sess. Coach	79	1
Students	0	82
Pupils	0	259
SDO	1	0
Other	4	25
Total	89	891

Distinct Participants² by Gender

Male	4,748
Female	4,296
Total	9,044